


# Lock valve Check valve

---

$Q_{\max} = 120 \text{ l/min}$ ,  $p_{\max} = 350 \text{ bar}$

direct acting, poppet type

Type series: SRV-\_-10-



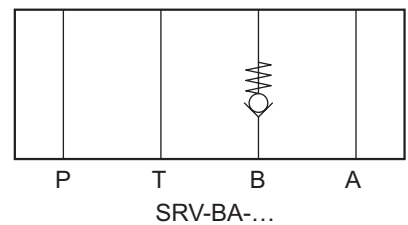
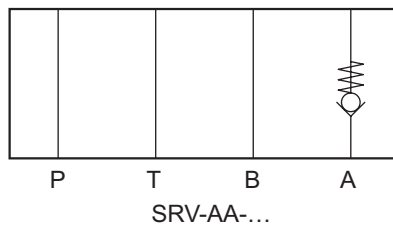
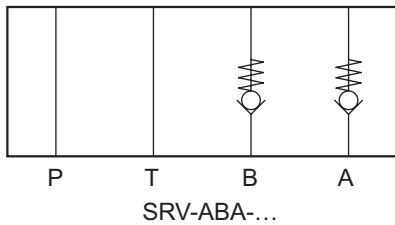
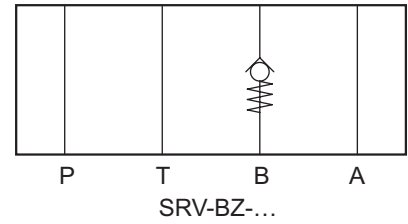
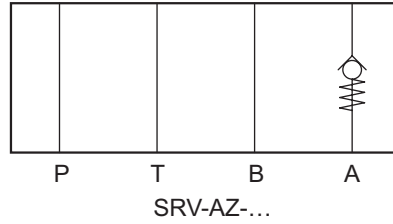
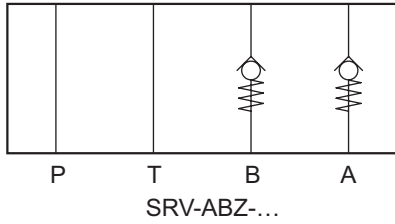
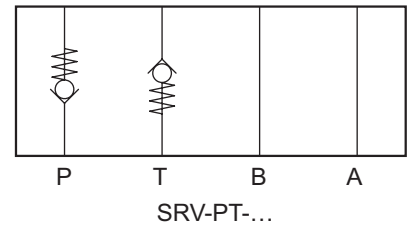
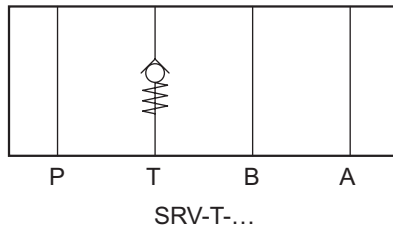
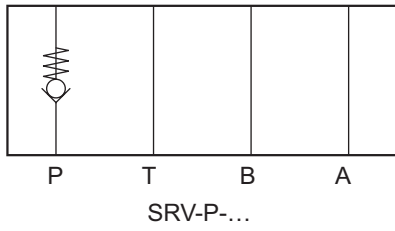
- Stack valve
- Interface to ISO 4401-05-04
- Stack-mounting body with temporary corrosion protection
- Stackable valve elements
- High degree of flexibility due to the possibility of different combinations

## Description

The check valves, series SRV..., are size 10, stack-mounting valves with interface to ISO 4401-05-04. They are designed on the poppet/seat principle and are used for the leak-free blocking of actuators. Long service life is achieved by using a special ma-

terial on the valve seat. There are different versions available. These valves are mainly used in mobile and industrial applications, and provide high flexibility for stackable system solutions. For installation, please refer to the section related data sheets.

Symbol



Technical data

General Characteristics	Description, value, unit
Function group	Lock valve
Function	Check valve
Design	Stack valve
Controls	direct acting
Characteristic	poppet type
Construction size	nominal size 10
Mounting attitude	unrestricted
Weight	2.0 kg
Interface according to	ISO 4401-05-04
Minimum ambient temperature	- 25 °C
Maximum ambient temperature	+ 80 °C
Surface protection	Stack-mounting body with temporary corrosion protection
Sealing material	see ordering code
Seal kit order number	NBR: DS-004-N / FKM: DS-004-V

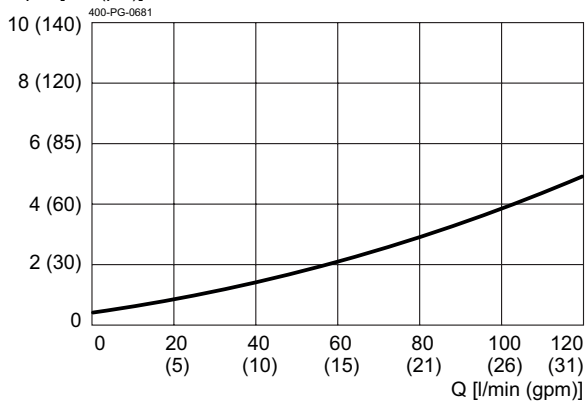
Hydraulic Characteristics	Description, value, unit
Maximum operating pressure	350 bar
Maximum flow rate	120 l/min
Flow direction	see symbol
Hydraulic fluid	HL and HLP mineral oil according to DIN 51 524; other fluids on request!
Minimum fluid temperature	- 25 °C
Maximum fluid temperature	+ 80 °C
Viscosity range	10 ... 650 mm <sup>2</sup> /s (cSt)
Recommended viscosity range	15 ... 250 mm <sup>2</sup> /s (cSt)
Minimum fluid cleanliness (cleanliness class according to ISO 4406:1999)	class 20/18/15
Opening pressure	0.5 bar

## Performance graphs

measured with oil viscosity 33.0 mm<sup>2</sup>/s (cSt)

$\Delta p = f(Q)$  Pressure drop-flow rate characteristic

$\Delta p = [\text{bar (psi)}]$

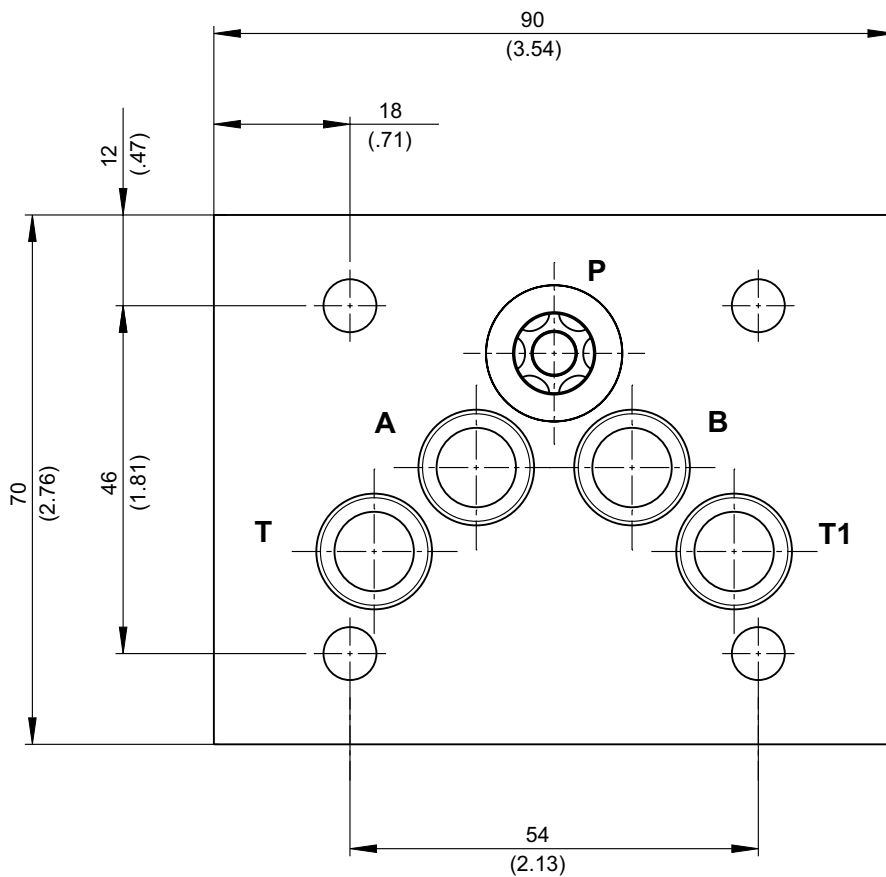
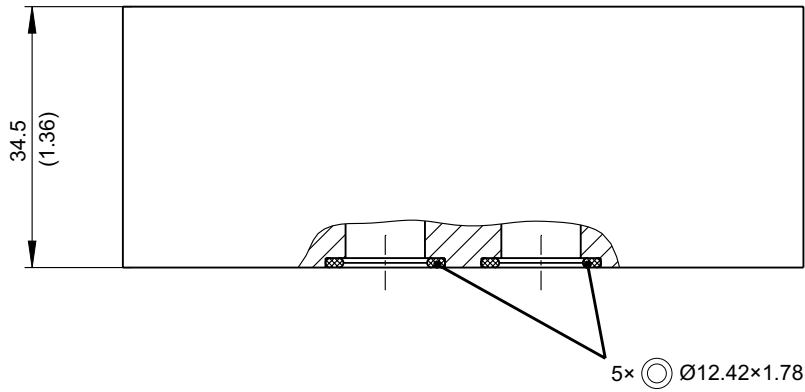


Dimensions and sectional view

Beispiel für die Masseinheit:  
Example for the dimensional units:

0.79 = 0.79 mm millimeter

(.031) = 0.031" inch



## Installation information



### ATTENTION!

Only qualified personnel with mechanical skills may carry out any maintenance work. Generally, the only work that should ever be undertaken is to check, and possibly replace, the seals. When changing seals, oil or grease the new seals thoroughly before fitting them.

## Ordering code

Ex. 

S	RV	-	P	-	10	-	0,5	-	_	-	N	A	1
---	----	---	---	---	----	---	-----	---	---	---	---	---	---

- S = stack valve
- RV = check valve
- P = function in P
- T = function in T (only A-side)
- AA = function in A, flow outlet
- AZ = function in A, flow inlet
- BA = function in B, flow outlet
- BZ = function in B, flow inlet
- ABA = function in A and B, flow outlet
- ABZ = function in A and B, flow inlet
- PT = function in P and T (only A-side) (on request)
- 10 = nominal size 10
- 0,5 = opening pressure 0.5 bar against check valve
- (blank) = temporary corrosion protection (standard)
- BZN = coating ZnNi (on request)
- N = NBR (nitril-butadien-rubber / BUNA) seals (standard)
- V = FKM (fluorocarbon rubber / VITON) seals  
(special seals - please contact BUCHER)
- A...Q = standard model - see relevant data sheets
- Z...R = special features - please consult BUCHER
- 1...9 = design stage (omit when ordering new units)

## Related data sheets

Reference	Description
400-P-050101	Interface ISO 05 (Size 10) according to ISO 4401-05-04

[info.ch@bucherhydraulics.com](mailto:info.ch@bucherhydraulics.com)

[www.bucherhydraulics.com](http://www.bucherhydraulics.com)

© 2022 by Bucher Hydraulics AG Frutigen, 3714 Frutigen, Switzerland

All rights reserved.

Data is provided for the purpose of product description only, and must not be construed as warranted characteristics in the legal sense. The information does not relieve users from the duty of conducting their own evaluations and tests. Because the products are subject to continual improvement, we reserve the right to amend the product specifications contained in this catalogue.